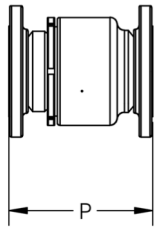
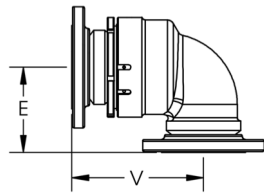


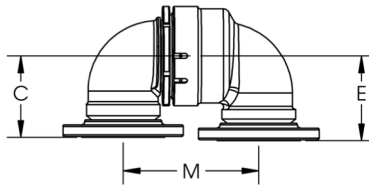
Flanged



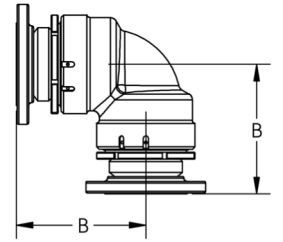
STYLE 100



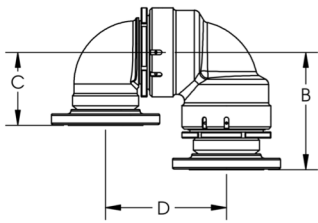
STYLE 200



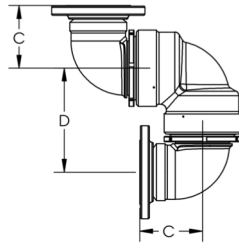
STYLE 300



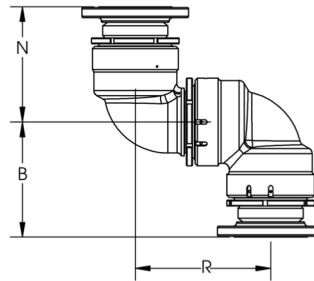
STYLE 400



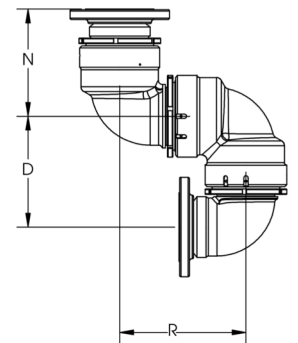
STYLE 500



STYLE 600



STYLE 700



STYLE 800

JOINT DIMENSIONS										FLANGE DIMENSIONS						
Sizes	B*	C	D*	E	M*	N*	P*	R*	V*	No. Holes	BC	H	Bolt Size	O	Q	X
2	6 $\frac{3}{8}$	4	6 $\frac{3}{8}$	4 $\frac{1}{4}$	6 $\frac{1}{2}$	7	7 $\frac{3}{8}$	7 $\frac{3}{8}$	6 $\frac{3}{8}$	4	4 $\frac{3}{4}$	$\frac{3}{4}$	$\frac{5}{8}$	6	$\frac{3}{4}$	3 $\frac{3}{8}$
2 $\frac{1}{2}$	7 $\frac{3}{8}$	4 $\frac{1}{2}$	7 $\frac{1}{2}$	4 $\frac{1}{2}$	7 $\frac{1}{4}$	7	7 $\frac{3}{8}$	8 $\frac{1}{4}$	7 $\frac{3}{8}$	4	5 $\frac{1}{2}$	$\frac{3}{4}$	$\frac{5}{8}$	7	$\frac{7}{8}$	4 $\frac{1}{8}$
3	8 $\frac{1}{2}$	5 $\frac{1}{2}$	9	5	8 $\frac{1}{8}$	7 $\frac{3}{8}$	8 $\frac{1}{8}$	9 $\frac{1}{8}$	7 $\frac{3}{4}$	4	6	$\frac{3}{4}$	$\frac{5}{8}$	7 $\frac{1}{2}$	1 $\frac{5}{16}$	5
4	9 $\frac{1}{4}$	6 $\frac{1}{8}$	10	6 $\frac{1}{8}$	10	9 $\frac{1}{4}$	9 $\frac{1}{8}$	11 $\frac{1}{8}$	9 $\frac{1}{4}$	8	7 $\frac{1}{2}$	$\frac{3}{4}$	$\frac{5}{8}$	9	1 $\frac{5}{16}$	6 $\frac{3}{16}$

* Dimensions will change with type of packing, or as packing is adjusted.

All dimensions given in inches $\pm \frac{1}{8}$ "

Dimensions shown are based on Buna-N packing.

For sizes larger than 4" refer to section on fabricated joints.

